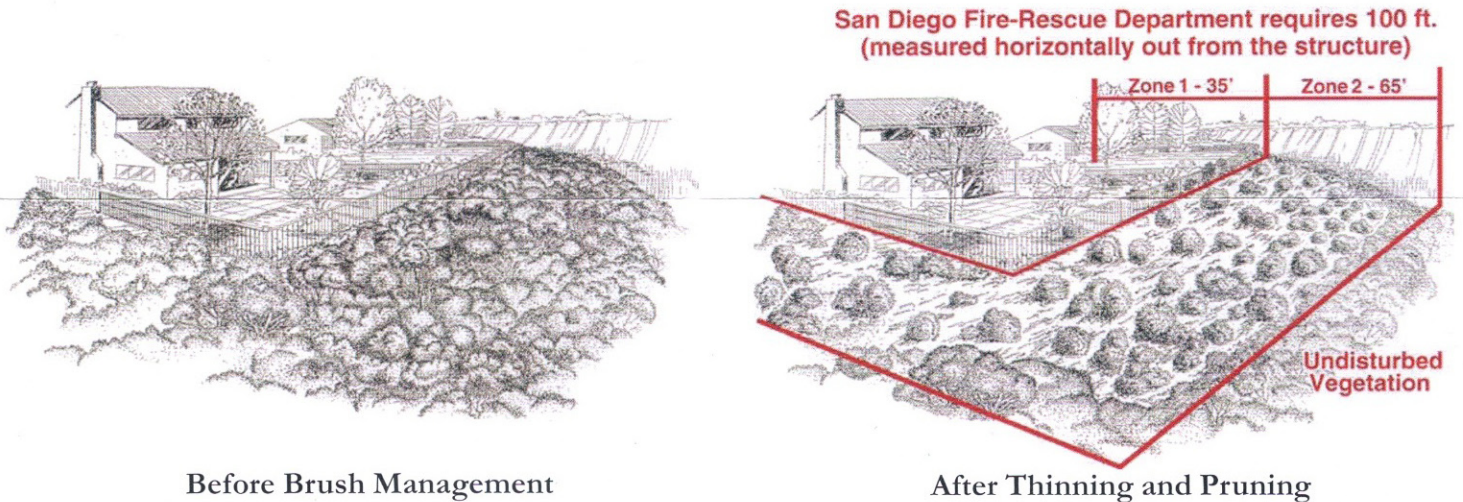


HOW TO THIN AND PRUNE BRUSH IN ZONE 2

Step 1: Remove.... as much dead wood as you can and invasive species within the Brush Management Zone areas.

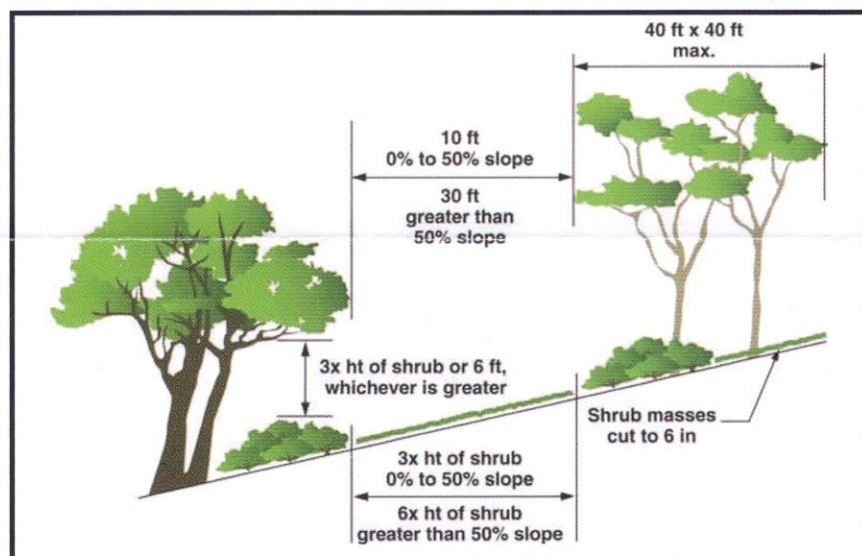
Step 2: Thin.... the entire Zone 2 area. Start by cutting down 50% of the plants over 2 feet in height to a height of 6 inches. Don't go any lower than 6 inches so the roots remain to control soil erosion. The goal is to create a "mosaic" or more natural look, as shown below, so do your cutting in a "staggered" pattern. Leave uncut plant groupings up to 400 square feet — that's a 20x20-foot area, or an area that can be encircled by an 80-foot rope — separated by groupings of plants cut down to 6 inches. Thinning should be prioritized as follows: 1) invasive non-native species, 2) non-native species, 3) flammable native species, 4) native species, and 5) regionally sensitive species.



Before Brush Management


After Thinning and Pruning

Step 3: Prune.... all plants or plant groupings that are left after the thinning process to achieve the horizontal and vertical clearances shown in the illustration below.




Tree and Shrub Spacing

Remaining plants, 4-ft or more in height, should then be cut and shaped into "umbrellas." This means pruning one half of the lower branches to create umbrella-shaped canopies. This allows you to see and deal with what is growing underneath. Upper branches may then be shortened to reduce fuel load as long as the canopy is left intact. This keeps the plant healthy, and the shade from the plant canopy reduces weed and plant growth underneath. Vegetation that is under 4 feet in height, like coastal sage scrub, should be cut back to within 12 inches of the root crown.



Chaparral Plant Before Pruning



Chaparral Plant After Pruning

Step 4: Dispose.... of the cuttings and dead wood by either hauling it to a landfill; or, by chipping/mulching it on-site and spreading it out in the Zone 2 area to a depth of not more than 6 inches.

Step 5: Thin & Prune annually.... because plants will grow back.

NOTE: Brush management activities are prohibited within coastal sage scrub, maritime succulent scrub, and coastal sage-chaparral habitats from March 1 through August 15, during Gnatcatcher nesting season, except where documented to the satisfaction of the City Mayor's Designee that the thinning and pruning would be consistent with conditions of species coverage described in the City of San Diego's MSCP Subarea Plan.